

accentu8
motion furniture collection
presented by





our ethos

accentu8 is about 'making life better by design.'

Welcome to accentu8, born out of our desire to create rise and recline furniture that satisfies three principles; to evoke a sense of modern life, encourage a greater independent life and by the nature of our design ethos, enhance life.

accentu8 is a specialist UK manufacturer of soft seating for the healthcare and lifestyle markets. We have a wealth of expertise, knowledge and experience in the rise and recline market. This is underpinned by Wilcare, our parent company's heritage in manufacturing and many years of working closely with healthcare professionals across the UK and Ireland.

We believe in function, form and uncompromised freedom. Inclusively designed, exclusively styled, our collection of distinctive rise and recline chairs is designed to meet the assisted seating needs of the user – whether in a healthcare environment or at home.

'Making Life Better by Design' is the ethos that embraces our dynamic design-led culture at the very heart of accentu8. We continually invest in research, design, development, product testing and innovation because it matters, and because we believe we can make a positive difference by design.

Our accentu8 collection is a fresh, alternative to the traditional rise and recline chair. It is about design blending harmoniously with functionality, quality, durability and technology. It is about 'comfort made infinite' and our signature lifestyle aesthetics.

It is what we call 'motion furniture redefined.'

It's your choice...made simple.

A woman with short, styled brown hair is sitting on a bright yellow sofa. She is wearing a sleeveless, patterned vest over a white collared shirt, black trousers, and white lace-up shoes. Her hands are clasped in her lap, and she is looking directly at the camera with a slight smile. The background is a plain, light-colored wall.

We believe in getting it right by design and fundamental to this is our collaboration with renowned British designer, Angela Gidden MBE. With over 30 years experience in contemporary furniture design, a passion for design for manufacture and a "design eye for detail," Angela presents her fresh perspective on rise and recline furniture for the healthcare sector and the home.

"Healthcare environments are changing, and so are the needs and aspirations of individuals desiring modern independent living solutions. Creating accentu8 and redefining rise and recline furniture is about 'Making life better by design'. For me, accentu8 is a real expression of freedom and modern life."

design thinking & making

Angela Gidden MBE
Consultant Creative Director
& Designer of accentu8

crafted with care

Lovingly designed and crafted in Britain, with German engineered motors and mechanisms, accentu8 has re-defined motion furniture, setting new standards in styling, comfort and flexibility.

With a heritage dating back nearly 30 years, all our products are made in-house at our production headquarters in the UK.

Every product that leaves our factory has been created with the care and attention to detail that is the hallmark of fine craftsmanship.

The accentu8 five year warranty against manufacturing defects is made possible by this crafted with care ethos.


Our time-served woodworkers, technicians, engineers and upholsterers, are passionate in their pursuit of excellence. They possess an eye for detail that only hand finished craftsmanship can achieve.

Traditional craft skills are complemented by our major and ongoing investment in cutting edge CNC technology.

This high technology aspect of our work enables us to produce precision engineered hardwood frames that are consistent in quality time after time.

We also source and select the very best materials, the finest mechanisms and electronics. The result is a quality product that epitomises the very best of British made brands.







the range at a glance

lotus

Our expression of practical,
functional easy-living design



haven

Retro styled, beautifully
tailored, classic with a classic
Scandinavian touch



cloud9

Our fresh modern twist on the
classic wing back look



horizons

Smart and soft flowing, clean-lined and unfussy modern design

mode

A streamlined easy-move, easy-mode solution to the porters chair



arc


Quite simply revolutionary - the world's first combined swivel rise and recline chair





lotus

lotus is our expression of practical,
functional easy-living design







lotus

Slim-line and compact, lotus is elegant and modern, designed to complement or blend with many environments. The design addresses the ease of which a user gets in, up and out of the chair. lotus provides supportive postural comfort that is easy to live in, easy to live with.

- ❖ easy grip arms to assist getting in, up and out of chair
- ❖ soft-support stability with comfort
- ❖ removable/refreshable back cushion pad
- ❖ removable duvet seat pad for cleaning or updating
- ❖ our unique 'swift-fit' easy chair assembly and disassembly
- ❖ clean-lined zipped back cover with easy access to motor
- ❖ integrated pressure relief seat pad options
- ❖ accessories – lumbar cushions, 10 day battery backup, USB port
- ❖ for functions, user weights and seat sizes, see page 39



lotus pictured – tilt-in-space rise-recline function with power. Shown in accentu8 lifestyle fabric: 'Hagen Lime' and healthcare fabric: 'Panaz Highland 226.'




haven

Retro styled design with a sense of nostalgia and an almost classic Scandinavian touch for a modern look and a modern feel







haven

Retro styled design, beautifully tailored, haven is elegantly contoured, compact and practical in every way. The design features the accentu8 'ripple' cushion back as a modular, flexible and supportive solution to the traditional 'waterfall' back. haven evokes a sense of nostalgia with a classic Scandinavian touch for a timeless modern look and a modern feel.

- ❖ individual removable modular back cushion pads
- ❖ easy grip arms to assist getting in, up and out of chair
- ❖ soft-support for stability and comfort
- ❖ removable duvet seat pad for cleaning or updating
- ❖ our unique 'swift-fit' easy chair assembly and disassembly
- ❖ clean-lined zipped back cover with easy access to motor
- ❖ integrated pressure relief seat pad options
- ❖ accessories – lumbar cushions, 10 day battery backup, USB port
- ❖ for functions, user weights and seat sizes see page 39



haven pictured – duo rise-recline function with power, shown in healthcare fabrics: Camira Poplar HPP02 lavender and Aspen HPA02 lavender





cloud9


A timeless classic offering cosy comfort and a fresh modern twist on a traditional style wing back chair. Our back cushion is fibre-filled and designed for stable support and ultimate comfort. cloud9 features the accentu8 no-button effect for aesthetic appeal and easy clean, together with our top stitch detail for a beautiful tailored finish.

- ❖ scroll arms easy to grip to assist getting in, up and out of chair
- ❖ soft-support stability comfort
- ❖ single removable/replaceable back cushion
- ❖ removable duvet seat pad for cleaning or updating
- ❖ our unique 'swift-fit' easy chair assembly and disassembly
- ❖ clean-lined zipped back cover with easy access to motor
- ❖ integrated pressure relief seat pad options
- ❖ accessories – lumbar cushions, 10 day battery backup, USB port
- ❖ for functions, user weights and seat sizes see page 39



cloud9 pictured – solo rise-recline function with power. Shown in accentu8 'lifestyle' fabrics Enigma smoke and Cohler silver






horizons

Soft flowing, clean-lined, unfussy modern design with defined top-stitch detailing enhancing the contoured style







Soft flowing, clean-lined, unfussy modern design. Our accentu8 defined top-stitch detailing enhances the contoured styling and smart proportions of the design. Simply designed with maximum appeal and uncompromised comfort, horizons is easy on the eye, easy to accommodate, easy blending in.

- ❖ easy to grip to assist getting in, up and out of chair
- ❖ fixed back for controlled support
- ❖ removable duvet seat pad for cleaning or updating
- ❖ our unique 'swift-fit' easy chair assembly and disassembly
- ❖ clean-lined zipped back cover with easy access to motor
- ❖ integrated pressure relief seat pad options
- ❖ accessories – lumbar cushions, 10 day battery backup, USB port
- ❖ for functions, user weights and seat sizes see page 39

horizons



horizons pictured – trio rise-recline function with power. Shown in accentu8 'lifestyle' fabric Hagen bone





Stream-lined easy move, easy-mode porters chair solution with improved comfort and support. Our chair features award-winning superior high quality, durable easy lock twin castors for undeterred manoeuvrability. mode is engineered with light-weighting in mind, with uncompromised stability and is designed to use with carer's hoist functionality.

- ❖ easy to grip to assist getting in, up and out of chair
- ❖ soft-support for stability and comfort
- ❖ contoured footrest for controlled support
- ❖ removable back cushion, duvet seat pad
- ❖ removable arm pads and headrest
- ❖ easy lock high performance twin castors
- ❖ easy external access battery charging point
- ❖ our unique 'swift-fit' easy chair assembly and disassembly
- ❖ clean-lined zipped back cover with easy access to motor
- ❖ integrated pressure relief seat pad options
- ❖ for functions, user weights and seat sizes see page 39

mode



mode pictured – porter recliner function with power, shown in healthcare fabrics Panaz Brookland 805 cream and Cadet Zest 238 citrus



accentu8

a world's first



360° comfort
experience


arc

arc is quite simply revolutionary; the world's first combined swivel action rise and recline chair, designed for a unique 360° experience – relax 360°

In keeping with its innovative contemporary image arc considers today's modern high-tech lifestyle.

The design features a USB charger for personal mobile technology keeping you connected, keeping you in touch.

arc is undeniably...maximum movement for optimum comfort, our ultimate expression of 'comfort made infinite.'



arc



- ❖ 360° swivel action with auto-lock
- ❖ extended horizontal recline to 'Trendelenburg' position
- ❖ swivel, rise, recline, footrest operate independently
- ❖ easy grip arms to assist getting in up, and out of chair
- ❖ soft-support stability comfort
- ❖ removable and refreshable back cushion pad
- ❖ removable duvet seat pad for cleaning or updating
- ❖ our unique 'swift-fit' easy chair assembly and disassembly
- ❖ clean-lined zipped back cover with easy access to motor
- ❖ USB port in brushed chrome finish
- ❖ attractive brushed chrome swivel base
- ❖ battery pack with cable free power
- ❖ easy external access battery charging point
- ❖ integrated pressure relief seat pad options
- ❖ accessories – lumbar cushions, 10 day battery backup
- ❖ available as power swivel rise-recline or manual swivel and recline only
- ❖ for functions, user weight and seat size see page 39



arc pictured – swivel rise-recline function with power, shown in accentu8 'lifestyle' fabrics: Hagen silver and Stilin silver






arc

"Quite simply revolutionary
- the world's first combined
swivel rise and recline chair"



cover & colour

Our 'cover & colour' fabric collection is a carefully sourced and selected range of fabrics designed to give the customer confident modern choices. We offer two specific collections - healthcare and lifestyle 1 and 2.







accentu8
covers & colours
your space, your life



lifestyle 1 & 2

We believe that choosing the right fabric for your furniture is paramount to achieving the right look and of course the right feel and touch.

We have created our lifestyle collections to not just inspire you but to help enhance a modern lifestyle with luxurious textures, sophisticated colour palettes, plain and pattern coordinates and fresh but timeless fabric designs.

Lifestyle 1 & 2 fabrics are suitable for both domestic and residential retirement interiors and can complement any healthcare environment. accentu8 covers and colours your space, your life.

healthcare

All our healthcare fabrics are selected for functionality, easy-care, serviceability, style and relevance to the healthcare sector's high performance demands.

Many of the fabrics are FAG49 1000 NHS Contract approved and all are designed with sector-leading credentials including anti MRSA, antimicrobial, antibacterial, antifungal, water repellent, bleach cleanable and stain resistance.





comfort made infinite

accentu8 places the needs of the user first, with comfort, support and aesthetic appeal paramount. From the beginning accentu8 has been raising the comfort, enhancing the style.

Our aim is to provide full functionality through expert engineering and modern timeless design that will blend with and perform in a variety of healthcare environments as well as complementing the home and a modern lifestyle.

Our furniture is simply made for longer life, with a sense of style, lasting quality and high functionality.

choice made simple, choice with care

Just as accentu8 brings modern, unfussy design lines to the healthcare sector, we recognised that the often complex process of selecting rise and recline furniture could be simplified. We also bring you flexible and refreshable choices. For us it is simple, we want to bring you choice with freedom and that means...choice made simple, choice with care.



5
years

our guarantee

All accentu8 chairs carry a five year warranty against manufacturing defects covering mechanisms and frames and one year on all fabrics. Subject to the terms and conditions.

built for purpose

Our technical standards and our products have the status of class 1 medical devices as defined by EU Directive 93/42 and we are CE registered with the MHRA (Medicines and Healthcare Regulatory Authority).

nature and nurture in mind

As an ethical, socially responsible company, we work hard to minimise our environmental impact. Our furniture is made from certified sustainable timbers under the auspices of the Forest Stewardship Council (FSC).

Our workshops employ a green energy system, with all waste wood and sawdust is recycled into fuel blocks which heat our factory. This facility also eliminates the environmentally costly transportation and landfilling of wood waste.



applications made flexible



accentu8 is designed with modern needs, lifestyles and healthcare requirements in mind. Applications for accentu8 furniture include:

- ❖ hospitals, NHS and private
- ❖ care homes
- ❖ nursing homes
- ❖ residential retirement homes
- ❖ medical centres
- ❖ hospices
- ❖ clinics
- ❖ domestic homes



special healthcare features

A full range of integrated pressure care solutions is available, including gels and memory foam. We are happy to assist customers in making the correct choices for their needs.



select the style, select the function

With accentu8 there is no longer a need to compromise your choice with uncoordinated chair styles, comfort and functions. Our full range of power and manual mechanisms and functional chair operations are available across most models. We have made selecting user weights and seat sizes simple, helping you to make the right choice to meet the need.

chair functions

tilt-in-space rise-recline

- ❖ Controlled support, fixed position recline
- ❖ Angle of the hip and back remain constant
- ❖ Semi recline position, high leg lift
- ❖ Rises and assists from seated position
- ❖ Available as manual (recline only)
- ❖ Available as power one motor 2-way

solo rise-recline

- ❖ Simple easy recline and relax operation
- ❖ chair reclines after footrest rises
- ❖ Back follows into recline position
- ❖ Rises and assists from seated position
- ❖ Available as manual (recline only)
- ❖ Available as power one motor 3-way

duo rise-recline

- ❖ More power for more function
- ❖ Full recline and multi-positioning
- ❖ Footrest and back operate independently
- ❖ Rises and assists from seated position
- ❖ Available as power two motor 3-way

trio rise-recline

- ❖ More power for more function
- ❖ Full recline and multi-positioning
- ❖ Footrest and back operate independently
- ❖ Rises and assists from seated position
- ❖ Available as power three motor 3-way

trio rise-recline bariatric

- ❖ Uncompromised operation for bariatric users
- ❖ User weights up to 35, 40 and 50 stone
- ❖ Full recline and multi-positioning
- ❖ Footrest and back operate independently
- ❖ Footrest motor resists excessive leg weight
- ❖ Rises and assists from seated position
- ❖ Available as power three motor 3-way

porter recliner

- ❖ Self powered, cable-free mobile function
- ❖ Easy access battery adapter and mains plug
- ❖ Full recline position
- ❖ Footrest and back operate independently
- ❖ Hoist friendly
- ❖ Available as power only

swivel rise-recline

- ❖ Maximum movement for optimum comfort
- ❖ 360° swivel action, extended recline
- ❖ Reclines to Trendelenburg position
- ❖ Swivel, rise, recline, footrest operate independently
- ❖ Rises and assists from seated position
- ❖ Optional battery backup, cable-free power
- ❖ Available as power or manual (swivel and recline only)

extended dimensions



1800 mm in
full recline

simply choose

seat dimensions for lotus, horizons, cloud9 and haven

chair functions	model size	power rise/recline	manual recline only	user weight	seat height from floor	seat width	seat depth
-----------------	------------	--------------------	---------------------	-------------	------------------------	------------	------------

tilt-in-space rise-recline	compact	+	+	25 st	16"	18"	18"
	standard	+	+	25 st	18"	20"	20"
	large	+	+	25 st	20"	23"	20"

solo rise-recline	compact	+	+	19 st	16"	18"	18"
	standard	+	+	19 st	18"	20"	20"
	large	+	+	19 st	20"	23"	20"

duo rise-recline	compact	+		19 st	16"	18"	18"
	standard	+		19 st	18"	20"	20"
	large	+		19 st	20"	23"	20"

trio rise-recline	compact	+		25 st	16"	18"	18"
	standard	+		25 st	18"	20"	20"
	large	+		25 st	20"	23"	20"

trio rise-recline bariatric	compact	+		35/40/50	18"	27"	20 - 24"
	standard	+		35/40/50	18"	29"	20 - 24"
	large	+		35/40/50	18"	31"	20 - 24"
	grand	+		35/40/50	18"	33"	20 - 24"

seat dimensions for mode

porter recliner	compact	+		19 st	19"	18"	18"
	large	+		19 st	19"	20"	20"

seat dimensions for arc

swivel rise-recline	standard	+	+	19 st	19"	18"	18"
---------------------	----------	---	---	-------	-----	-----	-----

Renray Healthcare
Road Five
Winsford Industrial Estate
Winsford
Cheshire CW7 3RB

Telephone: +0044 1606 593456
Fax: +0044 1606 861354

Email: info@renrayhealthcare.com
www.renrayhealthcare.com

All copyright, design rights and other intellectual property in accentu8 products and designs are and remain the property of Wilcare Wales Ltd.

Wilcare Wales Ltd is a member of ACID (Anti Copying In Design)

All details are correct at time of publishing. All dimensions are approximate. accentu8 reserves the right to modify designs without prior notice.

Accreditations

